

XPANDER CROSS



A more active lifestyle.

Do all the things
you always wanted to do.
With comfort, performance,
and versatility to support
any active lifestyle,
the XPANDER CROSS stands tall
and proud with its powerful SUV design
that sparks your excitement
for adventure.

Drive your Ambition



Performance you can count on.

The XPANDER CROSS enhances all your adventures with a high-performance engine and finely tuned suspension system that provide ample power and driving stability with impressive ground clearance.



High ground clearance

Handle roads with confidence. A minimum ground clearance of 225 mm (with 17 inch wheels) provides performance befitting an SUV.

Minimum ground clearance
225 mm



*When 17 inch wheels are mounted

Responsive 1.5L MIVEC engine


The spirited 16-valve DOHC engine with advanced MIVEC* puts ample power at your command – more than enough to carry 7 adults up steep mountains with ease. Engine vibration and noise have been greatly reduced thanks to high-quality engine construction which provides a peaceful ride experience.

*Mitsubishi Innovative Valve timing Electronic Control system



A stable, comfortable ride

Enjoy your drive in comfort. Solidly reinforced suspension with optimised high-performance shock absorbers provide stable handling and exceptional ride comfort on many roads.



Front suspension



Rear suspension

Comfort for everyone.

Comfortable on long drives, the spacious and refined interior fits up to 7 passengers with flexible seating arrangements that support any active lifestyle. Convenient features ensure everyone has a pleasant time.




Convenient storage & power outlets for all passengers

Keep your interior clean and organised with smart storage solutions. With 12V power outlets on every row, all passengers can keep their smartphones, tablets, or other electronic devices charged.



Versatile seating arrangements

Flexible seating configurations provide support for any outdoor activity. Load items easily by folding down the second and third row seats, or fold the second row armrest to store long items.





Drive with confidence.

Wherever the road takes you, enjoy the confidence you get from a tough SUV. A solid body structure provides excellent collision safety whilst advanced safety and driver assist features help you drive with peace of mind.


RISE body

RISE* body helps keep everyone safe in the event of a collision by efficiently absorbing energy and maintaining high cabin integrity.

*Reinforced Impact Safety Evolution


High Tensile Strength Steel

980 MPa class 590 MPa class 440 MPa class



Side impact door beams

Stay safer in side collisions. All four doors are equipped with a support beam that helps reduce door deformation for better side impact protection.



Driver's & Passenger's SRS airbags

Helps keep you safe in frontal collisions. Front SRS airbags protect front occupants by absorbing impact force.

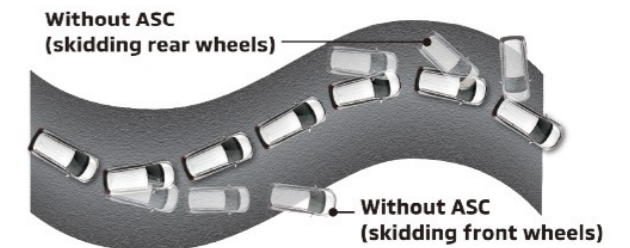
Pretensioners

Front seatbelt pretensioners automatically tighten in a collision to help restrain front occupants and reduce impact damage.



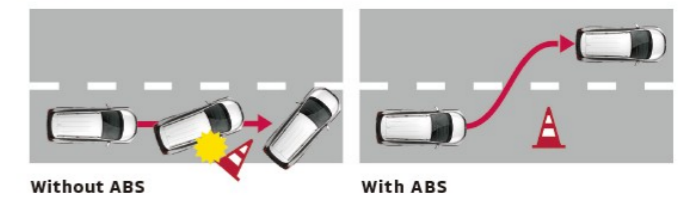
Active Stability Control [ASC]

Maintain control on slippery roads and around turns. ASC automatically adjusts engine output and applies the brakes where needed to prevent skidding if wheels lose their grip.



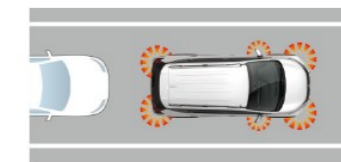
Anti-lock Brake System [ABS]

Brake safely on slippery roads. ABS helps prevent the wheels from locking up when braking.



Emergency Stop Signal system [ESS]

Prevent being rear-ended. ABS automatically flashes the hazards during sudden braking or when ABS is activated to warn following vehicles.



Hill Start Assist [HSA]

For peace of mind during stop-and-go uphill driving, HSA maintains braking force until the accelerator is pressed to prevent the vehicle from rolling backwards.



ASC: The control capabilities of Active Stability Control [ASC] are supplemental only. Please drive safely and never rely solely on these functions whilst driving. Be sure to use the same specified type and size of tyres on all 4 wheels. Do not install any aftermarket limited slip differential on your vehicle. Please see the owner's manual for additional information.

ABS: Anti-lock Brake System [ABS] can help the driver maintain control whilst braking, but is never a substitute for safe driving. ABS does not always reduce stopping distances, which may be influenced by many factors including road surface conditions and friction between the tyres and road surface.

HSA: Hill Start Assist [HSA] is not a substitute for safe driving. Never rely solely on this function whilst driving on steep roads. Your vehicle may move backwards if the brake pedal is not sufficiently depressed, if the vehicle is heavily loaded, or if the road is very steep or slippery.

This function is not designed to keep the vehicle stopped in place on uphill slopes for more than 2 seconds. Do not rely on this function to maintain a stopped position as an alternative to depressing the brake pedal. Please see the owner's manual for additional information.

FEATURE HIGHLIGHTS

Thoughtful details to both design and function.



LED headlights
See better at night. The dynamic and modern LED headlights provide high visibility with wide-range illumination.



17 inch alloy wheels
The exclusively designed 17 Inch wheels keep the vehicle modern and stylish whilst providing SUV-worthy performance.



Shark-fin antenna
The shark-fin antenna's sharp design complements the vehicle's dynamic exterior styling.



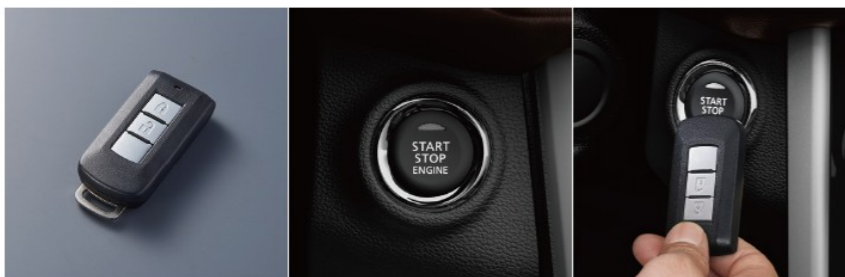
AM/FM radio, CD/MP3 Player
Keep entertained on the road with great quality audio. A USB port allows easy connection to your digital audio player.



Multi-information display (TFT colour LCD)
Get key vehicle information at a glance. The stylish full-colour LCD display's easy-to-read design helps you keep your eyes on the road.



Tilt and telescopic steering wheel
Enjoy your drive in comfort. The steering wheel can be adjusted up, down, forwards, and backwards to find the ideal driving position for any driver.



Keyless Operation System [KOS] with Engine switch
Conveniently unlock all the doors by pressing the switch on any door or tailgate whilst carrying your key fob on you. Once inside, start the engine by pressing the switch whilst holding the brake pedal down.



BODY COLOURS

Express yourself with 6 colours that complement its spirited design.



Quartz White Pearl (W81)



Sterling Silver Metallic (U25)



Graphite Grey Metallic (U28)



Jet Black Mica (X37)



Deep Bronze Metallic (C17)



Sunrise Orange Metallic (M13)

XPANDER CROSS

2WD / 1.5L / 4AT / Leather seats: Black and Brown

Featuring a tough and powerful SUV design,
the XPANDER CROSS combines a stylish look with functionality.



Note: Vehicles with genuine leather seats use synthetic leather for parts of the seat surface, sides, backside, headrest, rear centre armrest, and door trim fabric. Some equipment may vary by market. Please consult your local MITSUBISHI MOTORS dealer/distributor for details.

STANDARD & OPTIONAL EQUIPMENT

(Fill in according to your region's specifications. Do not print this version.)

■ Standard — Not available

Model		
Exterior	Front bumper (colour-keyed)	
	Front bumper garnish (Chrome)	
	Front grille (Black chrome + clear smoke paint)	
	Front fog lights bezel (Silver)	
	Side sill garnish (Material black)	
	Side door garnish (Material black)	
	Wheel arch mouldings	
	Roof rails	
	Beltline moulding (Chrome)	
	Outer door handles (Chrome)	
	Door sash blackout	
	Side window moulding (Chrome)	
	Power folding door mirrors with side turn lamps signals (Chrome)	
	Windscreen glass (laminated glass with UV ray reduction)	
	Rear window defogger	
	Rear licence plate garnish	
	Shark-fin antenna	
	205/55R17 tyres & 17 inch alloy wheels (Front & Rear/Spare)	
	Seat	Seat material (Leather)
		Driver & passenger's seat sliding, reclining adjustment
Driver's seat height adjustment		
Passenger's seat under tray		
Front seatback pocket		
Convenient hook (driver's seat headrest)		
2nd row seat sliding, back folding, tumble function		
2nd row seat with centre armrest		
3rd row seat reclining, back folding function (50:50 split type)		
Front seat height adjustable headrests x 2		
2nd row seat height adjustable headrests x 2		
3rd row seat height adjustable headrests x 2		
Interior	Power steering type (Electric power steering)	
	Tilt and telescopic steering wheel	
	Steering switch (cruise control, audio)	
	Leather-wrapped steering wheel (3 spoke type)	
	Leather-wrapped gearshift knob	
	Leather-wrapped parking brake lever (chrome release switch)	
	Gearshift panel with illumination	
	Instrument panel accent (Silver mesh print)	
	Instrument centre panel (Piano black)	
	High contrast backlit meters and gauges	
	Multi-information display (TFT colour LCD)	
	ECO drive assist indicator & ECO indicator	
	Air outlet ring (silver) & Air outlet knob (chrome accent)	
	Front and Rear interior door panel accent (silver mesh print)	
	Bottle holder (front and rear door)	
	Power window switch panel (Front & rear door, Piano black)	
	Front and rear door inner door handles (chrome)	
	Central door locking system (with centre door locking switch)	

Model		
Interior	Keyless Operation System [KOS] with Engine switch	
	Room light (front, rear)	
	Driver's sunvisor (with ticket holder)	
	Passenger's sunvisor (with vanity mirror (w/lid))	
	Retractable assist grip x 5	
	Floor carpet (Needle punch carpet)	
	Driver's seat floor carpet (needle punch carpet) with heel pad	
	Luggage carpet (Needle punch carpet)	
	Floor console box with tray	
	Cup holder (floor console)	
	Luggage floor board	
	Underfloor luggage area storage	
	Scuff plate	
	Driver's footrest	
	USB port for charging (instrument panel)	
	Accessory socket (DC12V, instrument panel, rear quarter trim, floor console box)	
	Power window (front door, rear door) with driver's side auto up/down and anti-trap function	
	Air conditioning & Audio	Manual air conditioning, Dial type (Silver accent) with heater
		Pollen filter
		Rear manual cooler
Audio (Wide 2DIN), AM/FM radio, CD/MP3		
6 speakers (with tweeters)		
Service circuit for navigation system		
Safety & Security		Active Stability Control [ASC] with Traction Control [TCL]
		Anti-lock Brake System [ABS] with Electronic Brakeforce Distribution [EBD]
		Hill Start Assist [HSA] & Brake Assist
		Driver's & Passenger's SRS airbags
	Front 3-point seatbelt with Emergency Locking Retractor (ELR) with pretensioner x 2	
	2nd row 3-point seatbelt with Emergency Locking Retractor (ELR) x 3	
	3rd row 3-point seatbelt with Emergency Locking Retractor (ELR) x 2	
	Lower anchor and tether anchor for ISO-FIX child seat (for 2nd row) x 2	
	Seatbelt reminder (driver's seat, passenger's seat)	
	Child safety locks (rear door)	
Lighting & Visibility	Immobiliser	
	Anti-theft alarm system	
	LED headlights (high/low beam)	
	LED position lights	
	LED rear combination lights	
	LED front fog lights	
	Rear fog light	
	LED high-mount stop lights	
	Front windscreen variable intermittent wiper with misting function	
	Rear window intermittent wiper	
Utility	Emergency Stop Signal system (ESS)	
	Cruise control	
	Remote keyless entry (transmitter x 2)	
	Tools & jack	

WARNING

Individuals who use implantable pacemakers or implantable cardioverter-defibrillators should keep away from the keyless operation system. The electromagnetic waves used in the keyless operation system may affect the operation of implantable pacemakers or implantable cardioverter-defibrillators.
Individuals using other electro-medical apparatuses should check with the manufacturer of the apparatus to confirm the effect of the electromagnetic waves used by the keyless operation system, as the electromagnetic waves may affect their operations.

TECHNICAL SPECIFICATIONS

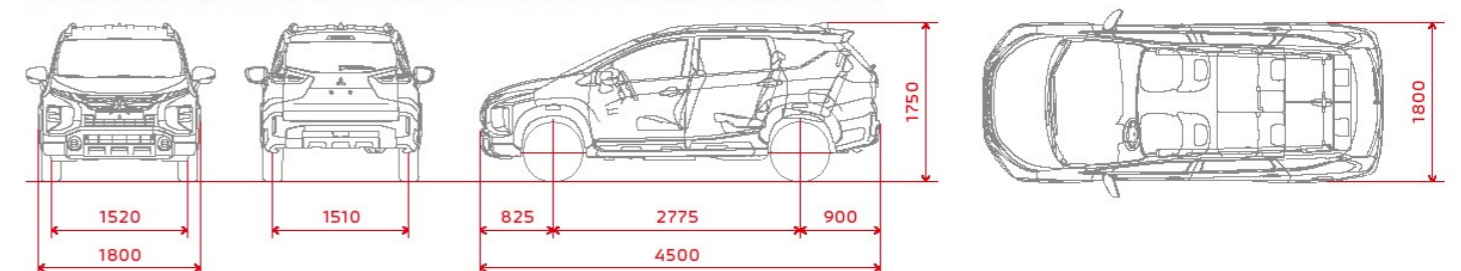
		2WD
		1.5-liter
		4AT
		7-seater
		NC1WXRPHLV1
Dimension & Weight		
Overall length / Overall width / Overall height	mm	4,500 / 1,800 / 1,750
Wheelbase	mm	2,775
Track	Front / Rear	1,520 / 1,510
Ground clearance	mm	225
Kerb weight	Front / Rear / Total	705 / 570 / 1,275
Fuel System		
Fuel supply equipment		ECI-MULTI
Fuel tank capacity	liters	45
Electrical System		
Battery		34B19L
Alternator	V-Ah	12V-95A
Starter	V-kW	12V-1.2kW
Engine		
Type		1.5-liter 16-valve DOHC MIVEC
Fuel type / octane		Unleaded Gasoline / RON 90 & Over
Total displacement	cc	1,499
Bore x stroke	mm	75 x 84.8
Compression ratio		10
Max. output	kW/rpm	77 / 6,000
Max. torque	N-m/rpm	141 / 4,000
Transmission		
Gear ratio	1st / 2nd / 3rd / 4th	2.875 / 1.568 / 1.000 / 0.697
	Reverse	2.300
	Final	4.375
Performance		
Max. speed	km/h	157
Acceleration	0-100 km/h	seconds
Minimum turning radius	m	5.2
Suspension		
Front		MacPherson strut
Rear		Torsion beam
Brake		
Front		Ventilated Disc
Rear		Drum
Brake booster size		10 inch
Steering		
Type		Rack and pinion with electrical power assist
Tyres & Wheels		
Tyres		205/55R17
Wheels		17X6 1/2J Alloy
Spare tyre		205/55R17

Note:

These specifications are subject to change without notice. Please consult your local MITSUBISHI MOTORS dealer/distributor for detailed specifications.
Hazardous driving may cause serious injury or vehicle damage. Please drive safely at all times.

DIMENSIONAL VIEWS

(Fill in according to your region's specifications. Do not print this version.)



All measurements in millimeters